



PEOPLE  
FIRST  
of CANADA



PERSONNES  
D'ABORD  
du CANADA



## **Right at Home: Advancing Article 19 – The Right to Live in Community**

**12<sup>th</sup> Annual Federal Policy Forum on Inclusion**  
**#PolicyForInclusion**

# Housekeeping & Accessibility

- This event will be presented in English. We are also pleased to provide:
  - French simultaneous interpretation
  - ASL and LSQ
  - English and French CART captioning
- The event agenda is available here: <https://bit.ly/3oYKDtd>

# English or French CART captioning

To turn on captions:

- <https://www.streamtext.net/text.aspx?event=2021PolicyForum>
- You can also find this link in the confirmation email you received for this event

The CART captions will appear in a new window that looks like this:

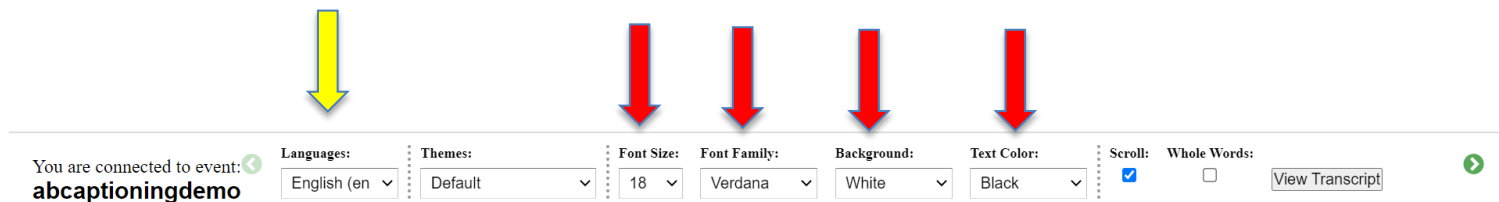
You are connected to event: **abcaptioningdemo** 

<b>Languages:</b> English (en) 	<b>Themes:</b> Default 	<b>Font Size:</b> 18 	<b>Font Family:</b> Verdana 	<b>Background:</b> White 	<b>Text Color:</b> Black 	<b>Scroll:</b> <input checked="" type="checkbox"/>	<b>Whole Words:</b> <input type="checkbox"/>	<a href="#">View Transcript</a> 
---	---	---	--	---	---	---	---	---

STREAMING TEXT

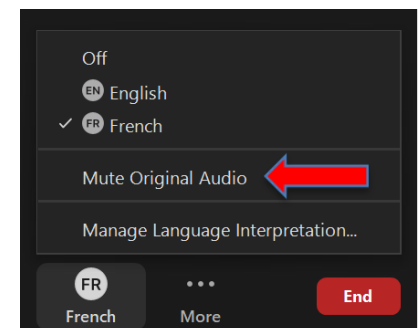
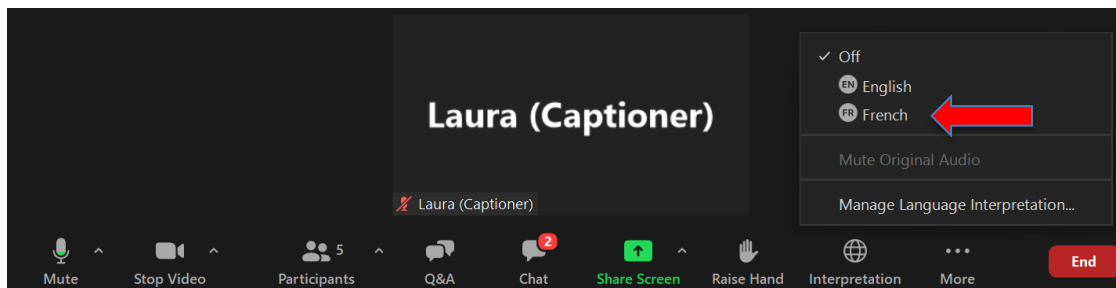
# CART captioning size, font & colour

- Using the toolbar along the top of the window you can adjust:
  - the caption size
  - font style
  - text colour
  - background colour
- In the upper left, you can switch back and forth between English and French



# French simultaneous interpretation

- To turn on French simultaneous interpretation:
  - Using the toolbar at the bottom of your screen, click the **Interpretation** button.
  - Click **French**.
  - To remove the original English audio, click the **Interpretation** button again and select, **Mute original audio**.

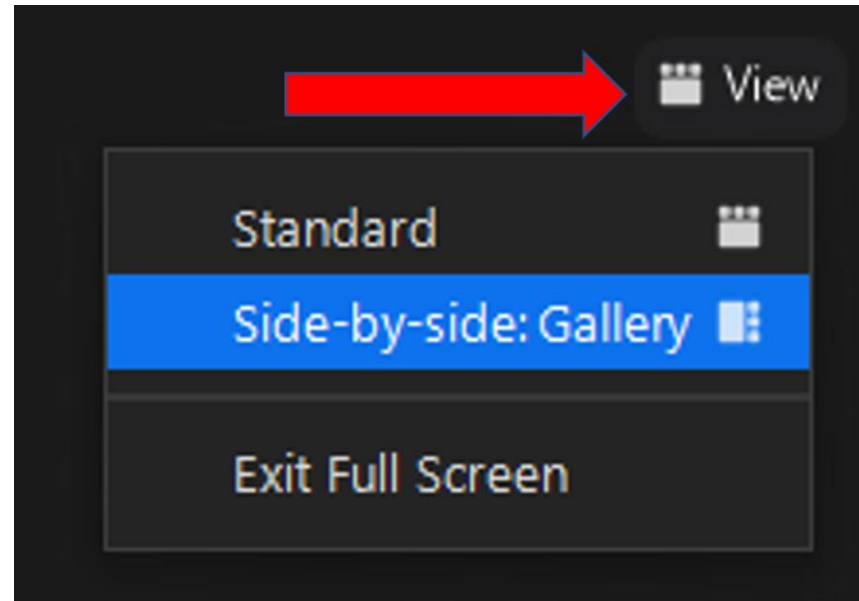


# ASL & LSQ interpretation

- ASL and LSQ interpreter videos will be labelled as **ASL 1, LSQ 1**.
- To see the panelist who is speaking and the interpreter at the same time, use side-by-side gallery view.

To set side-by-side view:

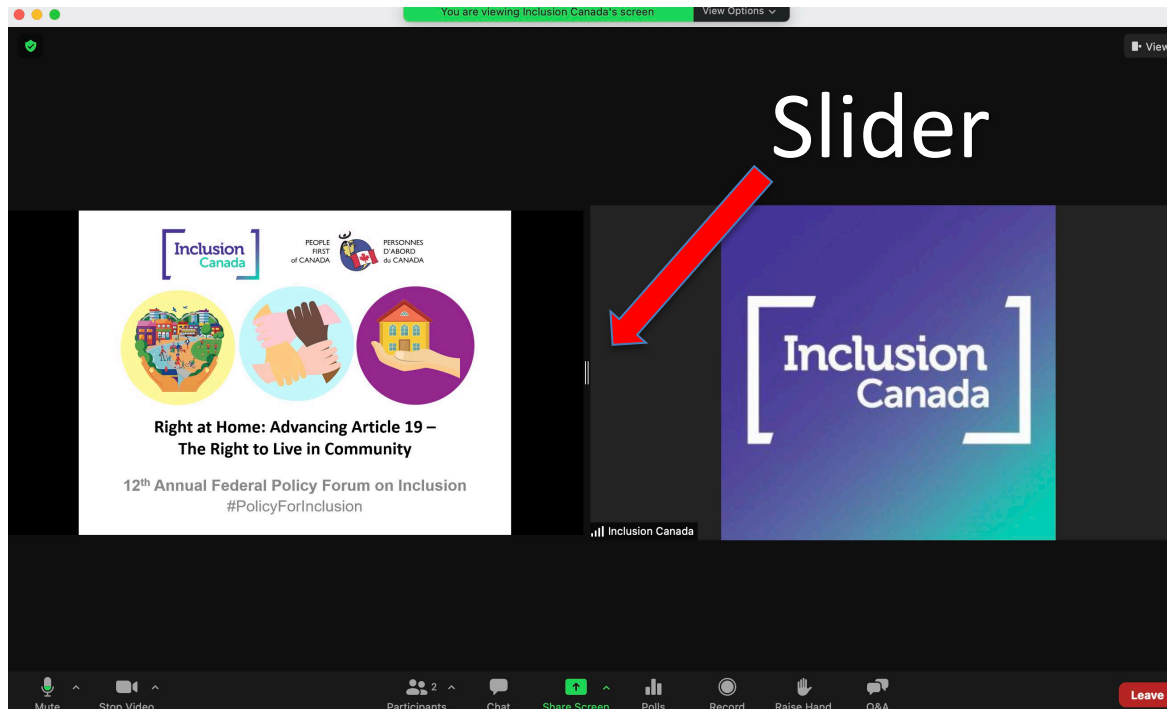
- click on **View** in the upper right-hand corner of your screen
- Click **Side-by-side: Gallery**.



# Screen Layout

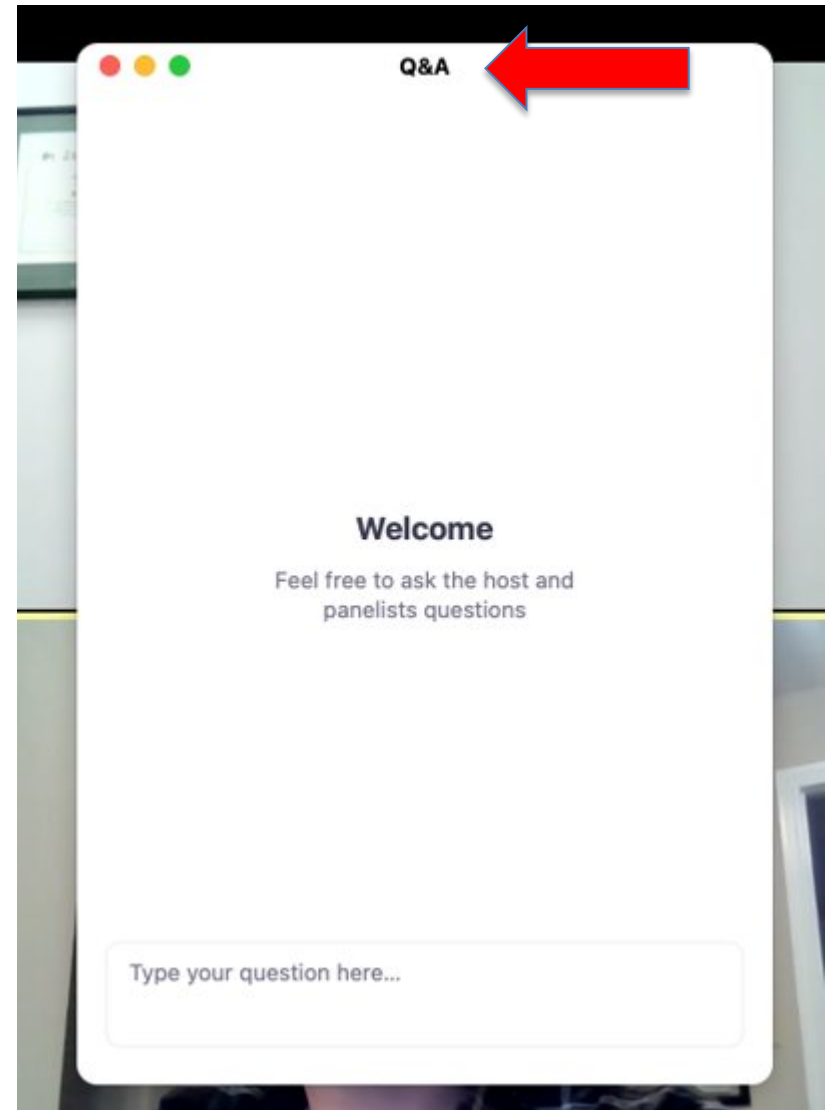
To adjust the screen layout:

- Drag the slider left to make the speaker and interpreter videos bigger.
- Drag the slider right to make the PowerPoint presentation bigger.



# Question & Answer

- You can send questions for panelists using the Q&A function.
- Open this feature by clicking **Q&A** at the bottom of your screen.
- The Q&A box can be moved by clicking and dragging it. Close the Q&A by clicking the red dot in the upper left-hand corner.
- Questions can also be submitted by email to [forum@inclusioncanada.ca](mailto:forum@inclusioncanada.ca)





# Technical Problems

- If you have question about technical problems, please email [forum@inclusioncanada.ca](mailto:forum@inclusioncanada.ca)

To avoid common problems:

- Watch the webinar from a location with a strong internet connection
- Check that your computer's volume is turned on

# Accessibility Summary

For any questions about accessibility accommodations please email [forum@inclusioncanada.ca](mailto:forum@inclusioncanada.ca)

\*Please note that these accessibility features offer the best experience when used on a computer rather than a mobile device.