

How to Submit Feedback on the Canada Disability Benefit Regulations



i What is this guide for?

The government wants to hear what you think about the rules for the new Canada Disability Benefit (CDB). This guide will help you easily share your thoughts. Regulations are the rules and details of the new CDB. The rules explain things like who can get the benefit, how much money it will be, and how to apply.

Your opinion matters! What you say can help make the benefit work better for people with disabilities in Canada. You have until September 23rd to share your thoughts.

i How can I submit my feedback?

There are two ways to send your feedback:

1. Email: You can email your feedback to the government at this address:
esdc.pcph-cdb.esdc@hrsdc-rhdcc.gc.ca
2. Canada Gazette Website: You can submit your feedback directly on the Canada Gazette Website. Follow the steps below to do this.

Step 1: Go to the Canada Gazette Website

First, go to the website where the regulations are posted. The website is called the Canada Gazette. You can find it here: [Canada Gazette, Part I, Volume 158, Number 26](https://www.gazette.gc.ca/rp-pr/p1/2024/2024-06-29/html/reg2-eng.html). (<https://www.gazette.gc.ca/rp-pr/p1/2024/2024-06-29/html/reg2-eng.html>)

Step 2: Read the information

When you open the link, you will see a lot of information about the Canada Disability Benefit Regulations. It's okay if you don't understand everything. You can focus on the parts that matter most to you.

You can also read the [plain language summary](#) of the Canada Disability Benefit Regulations from the government.

Step 3: Find the Feedback Sections

As you scroll down the page, you will notice sections with dropdown boxes where you can add your comments. See the image below with the red box showing the section to add your comments:

Canada Gazette, Part I, Volume 158, Number 26: Canada Disability Benefit Regulations

86-day consultation (until September 23, 2024 11:59pm EST)

June 29, 2024

Statutory authorities

Canada Disability Benefit Act

Department of Employment and Social Development Act

Sponsoring department

Department of Employment and Social Development

REGULATORY IMPACT ANALYSIS STATEMENT

(This statement is not part of the Regulations.)

General Comment

▶ Add a comment for the General Comment section

Executive summary

Issues: The Government of Canada, under the framework of the [Canada Disability Benefit Act](#), has committed to reduce poverty and support the financial and social security of working-age persons with disabilities, who are twice as likely to live in poverty and financial insecurity as compared to persons without disabilities. Proposed new Canada Disability Benefit

Step 4: Use the Dropdown Boxes

When you see the dropdown box, click the arrow on the left side, and a comment box will appear. This is where you can write your feedback. See the image on the next page:

General Comment

▼ Add a comment for the General Comment section

Note: In order to increase the transparency of the regulatory process, all comments submitted to Canada Gazette, Part I, will be posted online after the comment period closes. Please provide your comment with 20000 characters or less.

General Comment comment (Use no more than 20000 characters)

Please enter your comment here.

0/20000 Characters.

Save draft

[Please go to the bottom of the page when you are ready to submit all your comments](#)

- Note that there are many boxes to provide comments. You cannot save comments.
- To keep things simple and easy, we suggest putting all your feedback in the first dropdown comment box labeled "General Comment."
- After writing your feedback, click the "Save Draft" button below the comment box. This will save your work.

Step 5: Write Your Feedback

- Put your feedback in the first comment box. Share your thoughts and ideas about the Canada Disability Benefit Regulations.
- You can mention what you like, what you don't like, and what you think should be changed.
- If you want, you can also share your story and tell the government how the proposed regulations will affect you.
- If you want some ideas on what the Canada Disability Benefit Regulations should look like, you can read Inclusion Canada's [CDB policy resources](#).
- If you want some help with what to write, we have prepared sample feedback for you to use. You can access this sample feedback [here](#).


Step 6: Review and Submit Your Feedback

When you're ready to submit your feedback, please go to the bottom of the page. Click on the button that says "Step 1: Review your comment(s)"

To submit your comment(s) follow these three steps:

1. Review your comment(s)
2. Complete your contact information
3. Submit your comment(s)


Step 1: Review your comment(s)



Next, you will arrive at a page where you can review your comment. Click the button that says "Continue to step 2 of 3"

Return to consultation

Continue to step 2 of 3



Next, fill out your contact information. You will also need to choose if you want to submit your comment as an individual, organization, or anonymously. It's important to know that all comments submitted through the Canada Gazette will be made public.

When you're done, click the button that says, "Continue to step 3 of 3".

Contact information


* You are submitting comment as: (required)

- An individual (If you or another single person is the author)
- An organization (As a business, organization, government agency and etc.)
- Anonymous (If you do not want an entity associated with the comment)

* First name (required)	Last name
<input type="text"/>	<input type="text"/>
* Email (name@domain) (required)	Phone number (+1234567890)
<input type="text"/>	<input type="text"/>
* Country (required)	
<input type="text" value="CANADA"/>	
Province	City
<input type="text" value="Select a province"/>	<input type="text"/>
Address	* Postal code (A0A) (required)
<input type="text"/>	<input type="text"/>


* Terms of use and privacy notice (required)

- I have read and agree with the [Terms of use and privacy notice](#)



If you want, you can upload documents to support your feedback (this is optional).

Finally, click the button that says "Step 3: Submit your comment(s)" to send your feedback.



You're done! You've successfully submitted your feedback.

This guide is meant to make the feedback process clear and easy. Your opinion matters — thank you for sharing your thoughts!